


SCRUBTEC BOOST

Battery powered walk-behind orbital scrubber dryers

Nilfisk ALTO

Why Compromise



Clarke

SCRUBTEC BOOST 70

walk behind orbital scrubber-dryer



- **50% Less Water Consumption**

The orbital action contains the cleaning solution in the brush deck and carries for the full length of the pad/brush. Compared to traditional disc scrubbers that sling water away from the pad, BOOST's efficient use of the cleaning solution results in water savings of 50%.

- **50% Less Chemical Consumption**

Using less water means using significantly less cleaning chemical. With the SCRUBTEC BOOST, there is no need to change your current floor care chemical program.

- **25% Increase in Battery Runtime**

The reduced water consumption and pad/brush pressure enables the SCRUBTEC BOOST to utilise the motors and battery pack more efficiently which translates to an increase in runtime of up to 25% compared to similar disc scrubbers.

- **40% increase in pad life**

Less pad pressure is required to achieve the desired cleaning result since the dirt is attacked from multiple directions. The combination of high RPM orbital action at reduced pad/brush pressure can extend the life of your floor pads by up to 40%!

- **Less Downtime**

Using less water during cleaning keeps the operator working productively rather than re-filling and emptying the tanks.

SCRUBTEC BOOST 70

Cleaning width	mm/In	710 / 28"
Pad size	mm/In	710 x 356
Squeegee width	mm	990
Theoretical Surface Performance	m ² /h	2840
Tank capacity, Solution/Recovery	l	76 / 76
Power source	Volt	24
Brush motor	Power	Watt
	Speed	RPM
	Pressure	kg
Vacuum motor	Power	Watt
Solution flow	l / min	0 - 2.1
Dimensions	L x W x H	mm
Weight with batteries without water	kg	266
STANDARD EQUIPMENT		
SQUEEGEE		
PAD DRIVER & PAD		
ON BOARD CHARGER		

BOOST™


For years the only way to productively clean and maintain smooth tile or concrete floors has been with a single or twin disc automatic scrubber using rotating pads or brushes.

The orbital brush motion requires less pad/brush pressure and attacks the dirt from multiple directions as it passes over the floor.

The unique BOOST™ pad/brush is rectangular, not round and provides consistent contact across the cleaning path. Using less water during cleaning keeps the operator working productively, rather than emptying and re-filling the scrubber tanks.

With the SCRUBTEC BOOST, cleaning solution is introduced in front of the rectangular scrubbing pad/brush via pulse solution control.

OPTIONAL ACCESSORIES (see product catalogue for further accessories)




Off Aisle Spray Tool and Vacuum Wand

To clean inaccessible and difficult to reach areas



Chemical Mixing System

Automatically mixes chemical stored in an on board container with clean water stored in the machines solution tank and delivers it to the brush deck for scrubbing application.



The BOOST Scrub deck uses a unique orbital 2250 rpm scrubbing motion.



Easy to change pads